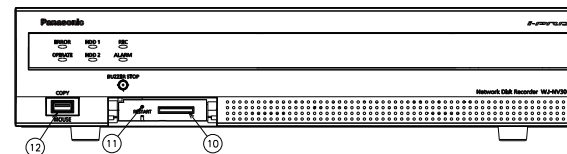
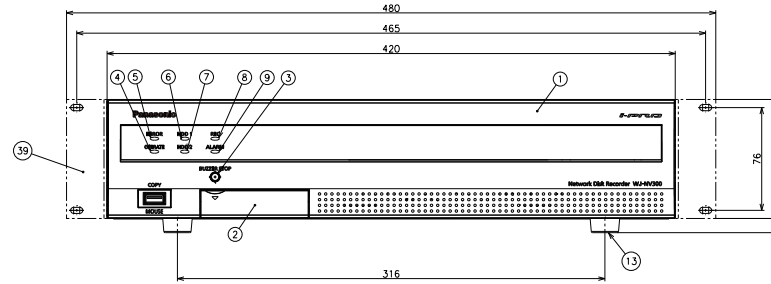
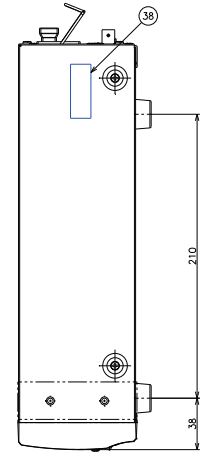
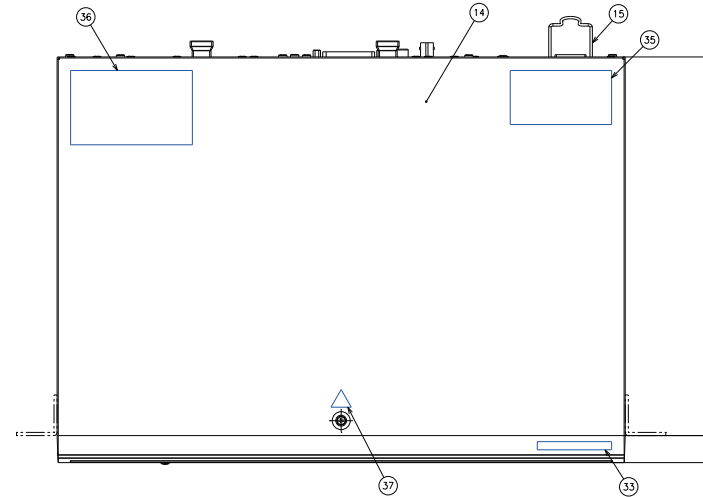
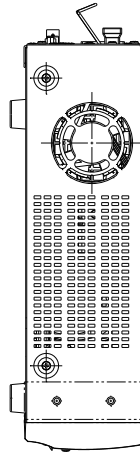
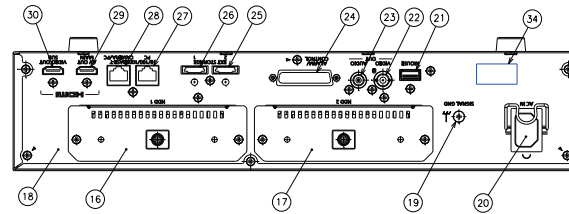


16 17 HDD unit (Bracket only)



Inside of the SDXC/SD memory slot cover

39	Rack Mount Angle
38	CSA Caution Label
37	No User Serviceable Part Inside Marking-Main
36	Caution Label
35	Name Plate
34	Serial No. Label
33	NV300 Code Label
32	HDD
31	Knob
30	VIDEO OUT Sub(HDMI)
29	AV OUT Main(HDMI)
28	CAMERA/PC Terminal(Ether)
27	PC Terminal(Ether)
26	EXT STORAGE 1(eSATA)
25	EXT STORAGE 2(eSATA)
24	ALARM/CONTROL Terminal(D-Sub 25Pin)
23	AUDIO OUTPUT Terminal(RCA)
22	VIDEO OUTPUT Terminal(BNC)
21	MOUSE Terminal
20	AC Inlet
19	SIGNAL GND Terminal
18	Rear Panel
17	HDD2 Unit
16	HDD1 Unit
15	Cord Stopper
14	Upper Cover
13	Rubber Foot
12	COPY Terminal
11	RESTART Switch
10	SD Card Slot
9	ALARM Lamp
8	RECORDING Lamp
7	HDD2 Lamp
6	HDD1 Lamp
5	ERROR Lamp
4	OPERATE Lamp
3	BUZZER STOP Button
2	SD Cover
1	Front Cover